

# Leeds Road Practice Appointments Survey

**Number of Responses: 63**

Dear Patient,

Many thanks for agreeing to take this short survey to help our practice understand how our appointment system can be improved, if at all.

Please answer all of the questions and click Send when you are done.

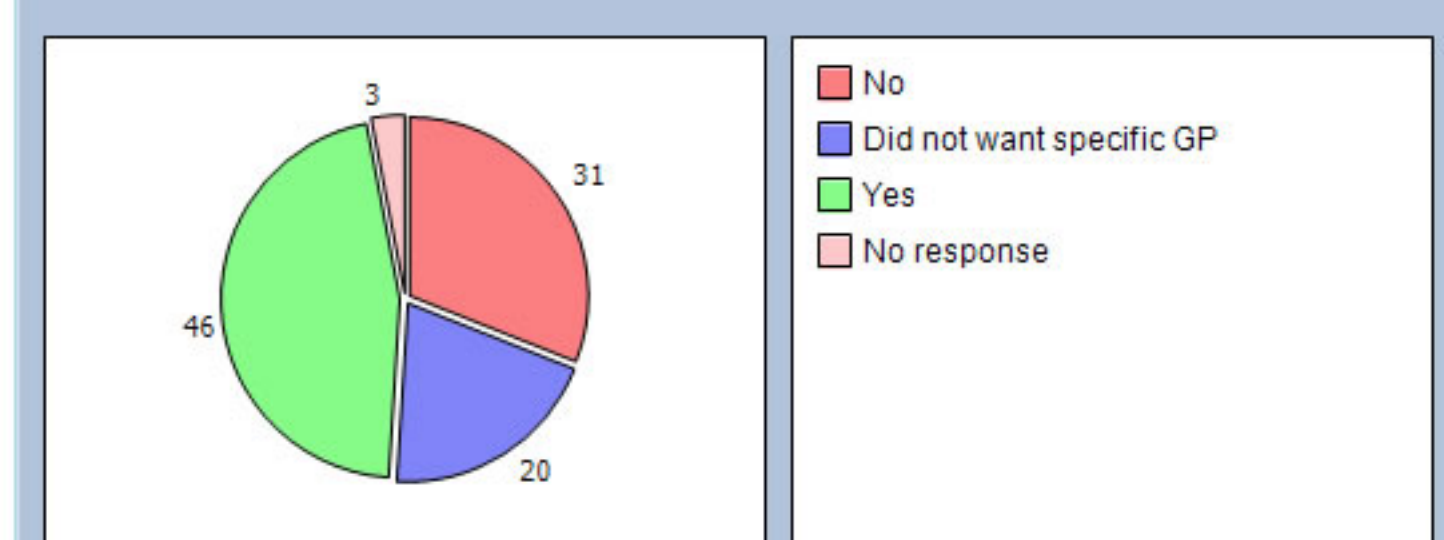
## Q1: How easy was it to get an appointment for the time you wanted?

|                      |            |
|----------------------|------------|
| <b>Not very easy</b> | <b>52%</b> |
| <b>Fairly easy</b>   | <b>36%</b> |
| <b>Very easy</b>     | <b>11%</b> |



## Q2: Were you able to see the GP you wanted to see?

|                                 |            |
|---------------------------------|------------|
| <b>No</b>                       | <b>31%</b> |
| <b>Did not want specific GP</b> | <b>20%</b> |
| <b>Yes</b>                      | <b>46%</b> |
| <b>No response</b>              | <b>3%</b>  |



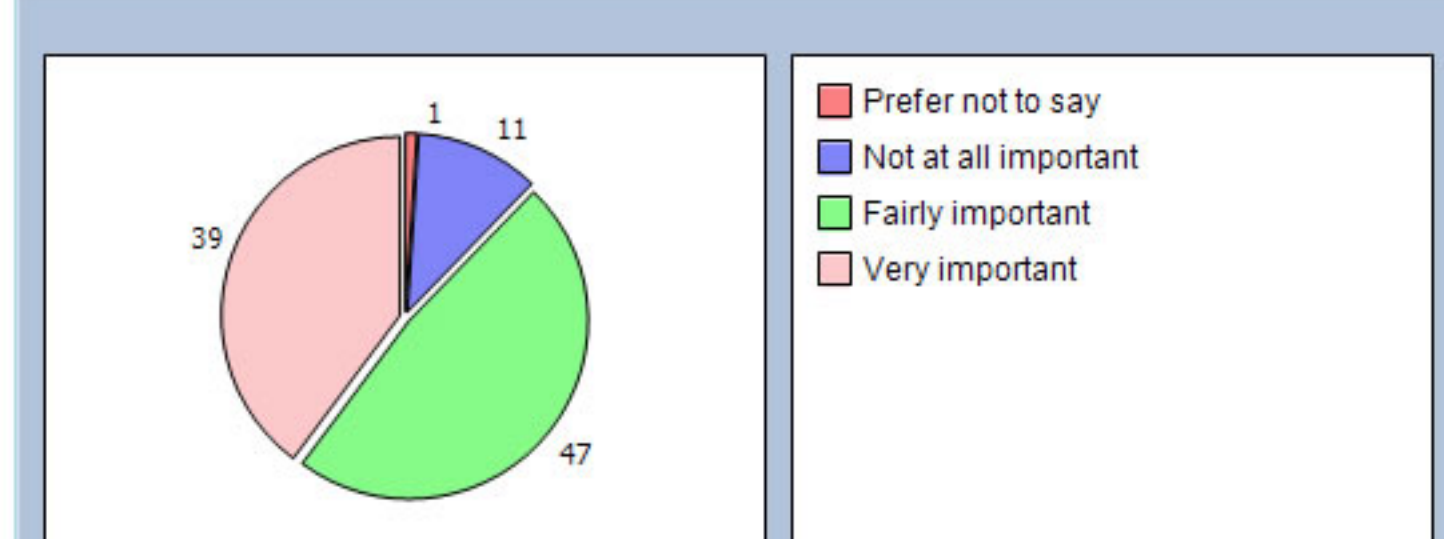
## Q3: How easy was it to get an appointment with the GP you wanted to see?

|                      |            |
|----------------------|------------|
| <b>Not very easy</b> | <b>61%</b> |
| <b>Fairly easy</b>   | <b>22%</b> |
| <b>Very easy</b>     | <b>11%</b> |
| <b>No response</b>   | <b>6%</b>  |



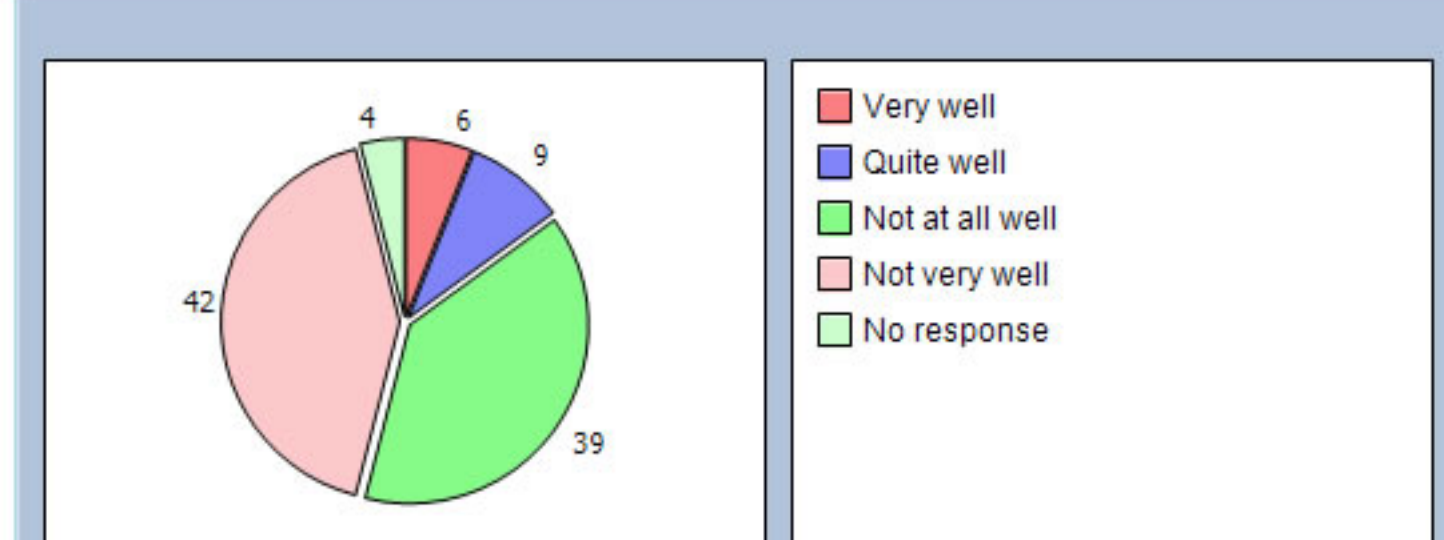
## Q4: How important is it to you that you see a specific GP when coming to this practice?

|                             |            |
|-----------------------------|------------|
| <b>Prefer not to say</b>    | <b>1%</b>  |
| <b>Not at all important</b> | <b>11%</b> |
| <b>Fairly important</b>     | <b>47%</b> |
| <b>Very important</b>       | <b>39%</b> |



## Q5: How well do you know which days of the week your GP is available?

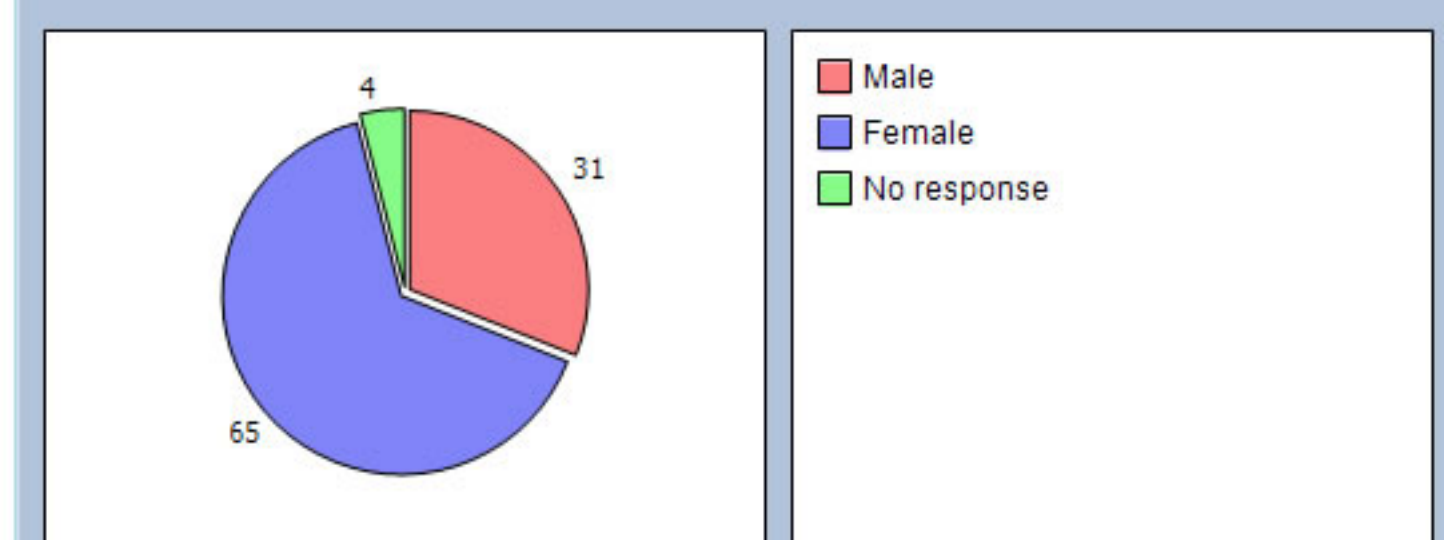
|                        |            |
|------------------------|------------|
| <b>Very well</b>       | <b>6%</b>  |
| <b>Quite well</b>      | <b>9%</b>  |
| <b>Not at all well</b> | <b>39%</b> |
| <b>Not very well</b>   | <b>42%</b> |
| <b>No response</b>     | <b>4%</b>  |



To help us analyse your answers please tell us a few things about yourself:

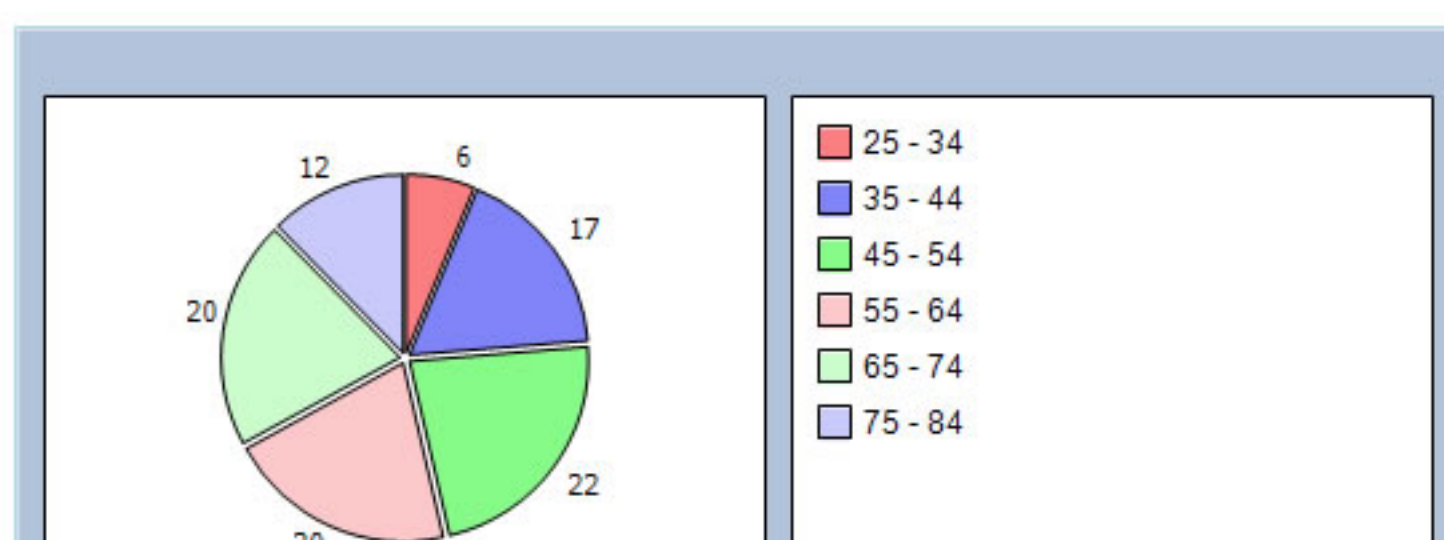
## Are you male or female?

|                    |            |
|--------------------|------------|
| <b>Male</b>        | <b>31%</b> |
| <b>Female</b>      | <b>65%</b> |
| <b>No response</b> | <b>4%</b>  |



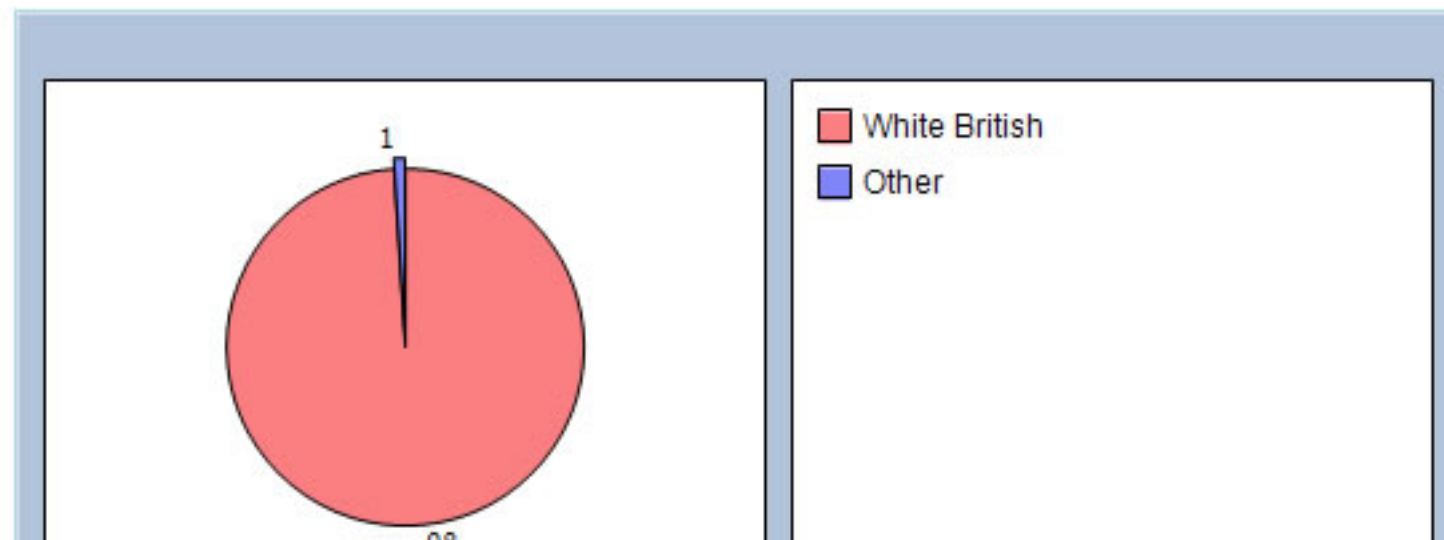
## What age are you?

|                 |            |
|-----------------|------------|
| <b>Under 16</b> | <b>0%</b>  |
| <b>17 - 24</b>  | <b>0%</b>  |
| <b>25 - 34</b>  | <b>6%</b>  |
| <b>35 - 44</b>  | <b>17%</b> |
| <b>45 - 54</b>  | <b>22%</b> |
| <b>55 - 64</b>  | <b>20%</b> |
| <b>65 - 74</b>  | <b>20%</b> |
| <b>75 - 84</b>  | <b>12%</b> |
| <b>Over 84</b>  | <b>0%</b>  |



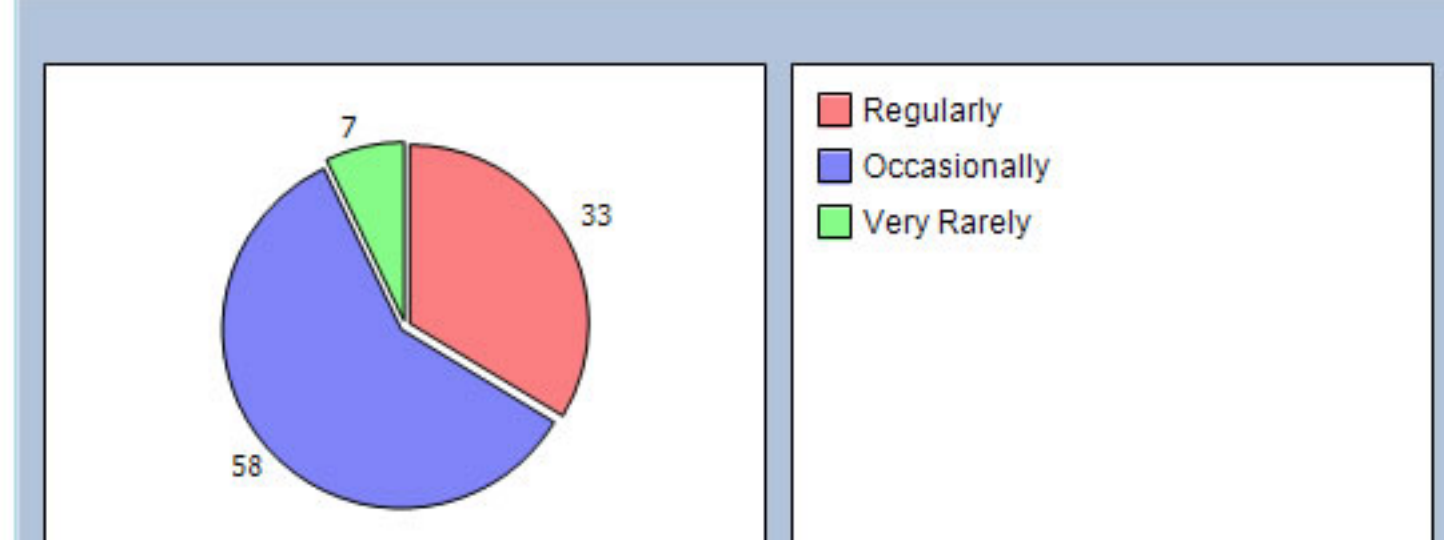
## What is the ethnic background with which you most identify?

|  |            |
|--|------------|
| <b>White British</b>                     | <b>98%</b> |
| <b>White Irish</b>                       | <b>0%</b>  |
| <b>Mixed White &amp; Black Caribbean</b> | <b>0%</b>  |
| <b>Mixed White &amp; Black African</b>   | <b>0%</b>  |
| <b>Mixed White &amp; Black Asian</b>     | <b>0%</b>  |
| <b>Indian</b>                            | <b>0%</b>  |
| <b>Pakistani</b>                         | <b>0%</b>  |
| <b>Bangladeshi</b>                       | <b>0%</b>  |
| <b>Black Caribbean</b>                   | <b>0%</b>  |
| <b>Black African</b>                     | <b>0%</b>  |
| <b>Chinese</b>                           | <b>0%</b>  |
| <b>Other</b>                             | <b>1%</b>  |



## How would you describe how often you come to the practice?

|                     |            |
|---------------------|------------|
| <b>Regularly</b>    | <b>33%</b> |
| <b>Occasionally</b> | <b>58%</b> |
| <b>Very Rarely</b>  | <b>7%</b>  |



Many thanks for your time in answering the questions on this survey.